


Laser Lace Letters Custom Cameo Catalog

November 2014




Felt Colors







Silhouette Options







Frame Options






Lace Styles





Lace Styles



Lace Styles

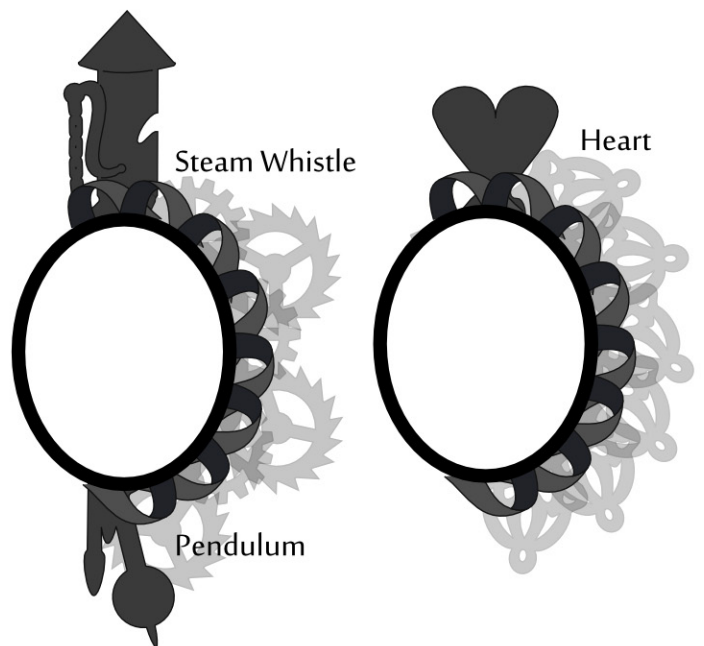


Lace Styles

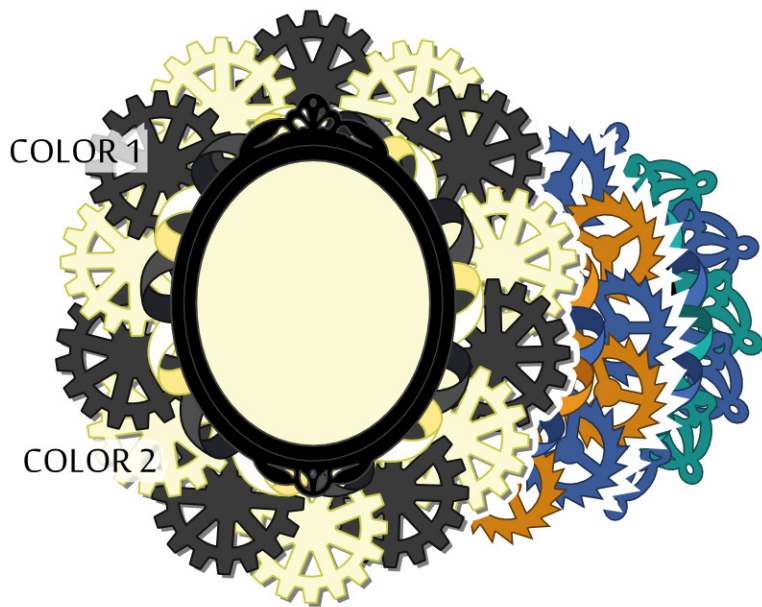


Tops and Bottoms

These designs are intended only to sit on the top or bottom of the cameo - the Heart, the Steam Whistle, and the Pendulum.



Lace Options



Alternating Colors

Lace can be made of two colors of felt. The two colors alternate.


COLOR 1 appears at the top center of the cameo, and **COLOR 2** appears at the bottom center.

Alternating Styles

The simplest way to create a dynamic lace is to choose two styles to alternate. When you mix styles, **STYLE 1** appears at the top center of the cameo, and **STYLE 2** appears at the bottom center.

The **Low Gears**, **Classic Lace**, and **Classic Filigree** designs mix well with other designs.

You can also build your own lace using our custom lace system. (See next page.)

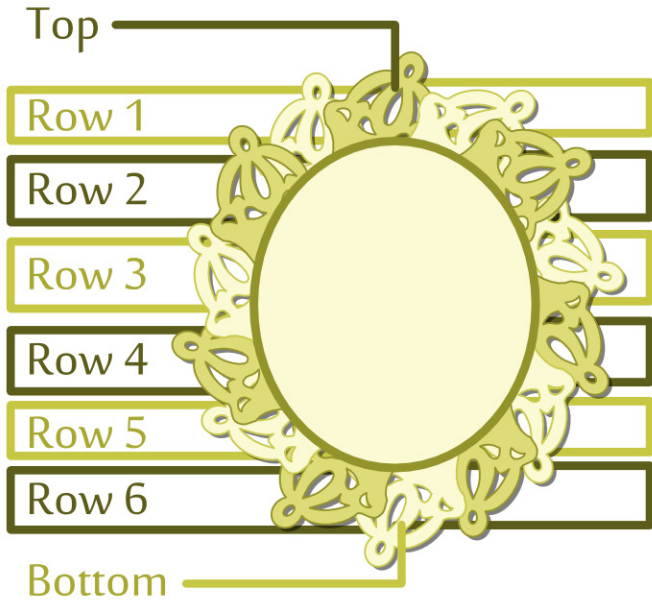


You can alternate both color and style to create a lace made of two distinct objects.



You can also add a top or bottom design to alternating styles.

Build Your Own Lace




The Laser Lace system allows you to build your own unique lace. You can mix different lace styles to build a unique design.


To start brainstorming your custom lace, it helps to think of your lace as a code that's read from top to bottom. A doily has a top, a bottom, and in between, six rows of symmetric parts. By choosing a style for each row, you can create a wide variety of unique designs.

If the doily is made of two colors, the rows will alternate in color. The top will be COLOR 1, and the bottom will be COLOR 2.


A few examples...




Top: Lightning
Row 1: Lightning
Row 2: Lightning
Row 3: Classic Filigree
Row 4: Classic Filigree
Row 5: Classic Filigree
Row 6: Classic Filigree
Bottom: Classic Filigree



Top: High Gears
Row 1: High Gears
Row 2: Lightning
Row 3: Classic Filigree
Row 4: Classic Filigree
Row 5: Lightning
Row 6: Lightning
Bottom: High Gears




Top: Classic Filigree
Row 1: Classic Filigree
Row 2: Classic Filigree
Row 3: Classic Filigree
Row 4: Lightning
Row 5: Classic Filigree
Row 6: Lightning
Bottom: Classic Filigree



Top: Lightning
Row 1: Classic Filigree
Row 2: Classic Filigree
Row 3: High Gears
Row 4: High Gears
Row 5: Classic Filigree
Row 6: Classic Filigree
Bottom: Lightning

Price List



Milady's Choice

A custom silhouette from your photo or sketch, with any two styles and colors of lace.

\$95



Designer Lace

A custom silhouette from your photo or sketch, with a full custom Lace Builder design in any two colors you desire.

\$125

New!



Custom Mini-Cameos

A tiny cameo of your design, with your choice of one-color lace. (Note: Mini cameos are less detailed.)

\$60

To order, visit
toenolla.etsy.com